

Additional News

Damage prevention awareness

Liberty is committed to providing safe and reliable natural gas service to our customers. As a local distribution company, we access national transmission pipelines to deliver natural gas to homes and businesses in our communities. We transport the natural gas through underground main and utility service lines that we regularly monitor and maintain to safely and reliably deliver gas to you.

Potential hazards may exist if natural gas lines are damaged because of

- Dented, bent, or scratched pipe
- Coating impairment or punctures
- Broken tracer wires
- Lines pulled apart elsewhere or out of sight

Damaged facilities can result in

- Loss of life and property
- Loss of revenue
- Reduced production
- Loss of emergency services
- Costly violations and fines

One free, easy call gets utility lines marked and helps protect you and others from injury and expense. Know what's below by calling 811 or visiting www.call811.com before you dig. It's convenient and easy, and it's the law!











**Know what's below.
Call before you dig.**

CARE

Call 811 before digging
Allow required state time for marking
Respect markings
Excavate carefully

American Public Works Association uniform color code for marking underground utility lines

	Proposed excavation
	Temporary survey markings
	Electric power lines, cables, conduits, and lighting cables
	Gas, oil, steam, petroleum or gaseous materials
	Communication, alarm or signal lines, cables or conduit
	Potable water
	Reclaimed water, irrigation and slurry lines
	Sewer and drain line

Before you excavate or bore, make sure all utilities have been notified and their underground lines have been located.

- Confirm all marks have been made in the excavation area.
- Expose all gas pipelines by hand digging inside state-specific tolerance zones.
- Barricade excavations where gas pipelines are exposed.

Check with Liberty before backfilling if you have any questions.

- Do not backfill potential hazards.
- Do not backfill with rocks or sharp material against natural gas pipelines.
- Backfilling should always be properly compacted.
- Do not drop or dump backfill material on natural gas pipelines.

If you disturb or damage any gas pipeline, including the pipe coating, do not attempt to repair the line or make adjustments to the valves that may impact the flow of gas. Contact Liberty immediately and a gas technician will respond promptly to make appropriate repairs.

Natural gas characteristics

Natural gas is colorless, tasteless, odorless, and lighter than air. It is extremely flammable and easily ignited by heat, sparks, or flames. Natural gas can also be explosive.

Utility companies, like Liberty, use an additive called mercaptan to help you identify a possible natural gas leak. Mercaptan is a harmless chemical that contains sulfur which smells like rotten eggs.

Leak recognition and response

Although natural gas leaks are rare, learn to recognize the signs that could indicate a leak:

1. Smell: a distinctive "rotten egg" odor added to make natural gas detected
2. Listen: an unusual hissing sound near gas appliances or a blowing sound near gas lines
3. Look: blowing dirt, bubbling creeks or ponds, dry spots in moist areas, or dead plants surrounded by green, live plants near gas lines
4. Leave: follow the important safety tips below if a gas leak is suspected

If a natural gas leak is suspected:

- Leave the area immediately.
- Call Liberty at 1-855-644-8134 or 911 from a safe distance.
- Do not turn lights on or off, smoke, or use a cell phone, vehicle, or equipment that could cause sparks.
- Do not turn natural gas valves on or off.
- Secure the area to keep out unnecessary personnel and the public.

For more information on natural gas safety, visit www.libertyenergyandwater.com.

Protect your family from accidental fires

Keep flammable materials away from natural gas appliances. Never use or store these items where a spark or open flame could ignite them.

Flammable items include:

Lighter fluid, camp stove fuel, acetone propane tanks, solvents, denatured alcohol, adhesives, paints and thinners, gasoline (in a can or lawnmower)

Read the label of any product you suspect might be flammable.

Store all flammable products in approved, non-breakable containers that are tightly closed. Use them away from any natural gas appliances or other potential sources of fire. Keep flammable items where children cannot reach them.

Warn all family members about the dangers of careless flammable liquid storage. Thoroughly clean up any spills.

Illinois | JULIE Inc.



Request a locate

Three working days minimum, but no more than 10 calendar days

Marks valid

25 calendar days

Tolerance zone

18 inches

Pipeline markers

(pictured) are placed approximately where pipelines intersect public roads, river crossings, and railroad crossings. Markers display the operator name, phone number, and the product being transported.